



Description of a test run in a washer disinfectant (WD) by using detergent „B“ with **gke** cleaning process monitoring indicators

Test run 2 with detergent B




Five **gke** cleaning process monitoring indicators are placed horizontally and sprayed directly.
Five **gke** cleaning process monitoring indicators are placed towards the front and are sprayed indirectly with the reflected water of the glass door.

The program will be started.




Prewash 1 min at 20° with demineralised water.



End of prewash and pump out of the rinsing water.


All **gke** cleaning process monitoring indicators are unchanged.

→ The indicators will not be washed off by only using water without any detergent.



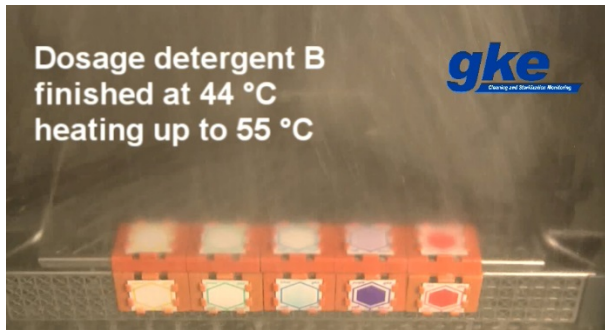
Heat to 40 °C.

Before dosage of the detergent at 40 °C the cleaning process monitoring indicators are unchanged and not washed off at all.



Dosage 0.6% at 40°C.


Directly after dosage the green indicator on top is washed off. Just after the green towards the front and the blue indicator on top are washed off.




Detergent dosage is finished at 44 °C, afterwards heat to 55 °C.

The green and blue indicators are fully washed off. The yellow indicator with direct spray conditions still shows remaining indicator colour.

It simply shows the difference between direct and indirect spray conditions.



All indicators on top are fully washed off.

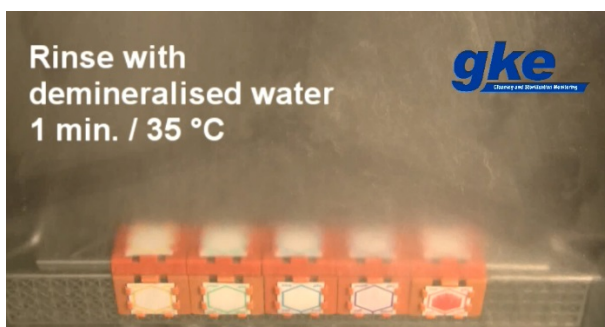


Pump out water


→ The red indicator would be sufficient to monitor the process. If sprayed directly the red indicator will just be washed off completely. If sprayed indirectly (front) the indicator still shows remaining colour.

The red indicator would show differences in dosage failures and spray shadows.

The other indicators would be too easy for this process.



Final rinsing with demineralised water



End of program.

The final rinse will not change the test result of the cleaning indicator.